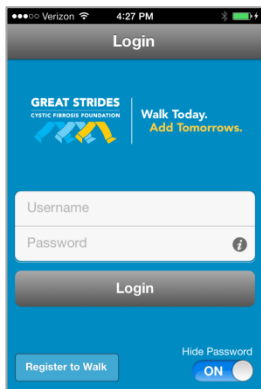
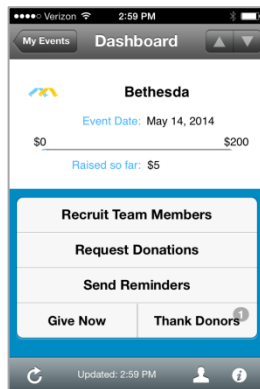


Take Your Fundraising Mobile

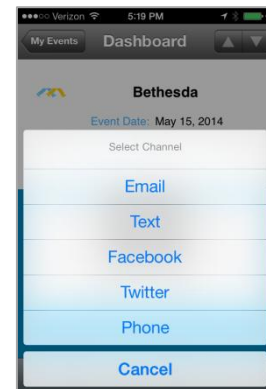
As a Great Strides participant, you can use the mobile app to manage your fundraising efforts on your Android or Apple phone. Visit the Great Strides website and click Go Mobile or download the app from the Google Play store or the iTunes App Store.



Log In Screen



Dashboard



Message Delivery Options

When you log in to the Great Strides app, you will see your dashboard where you can request donations and send reminders. If you are a team leader, you can also recruit walkers for your team.

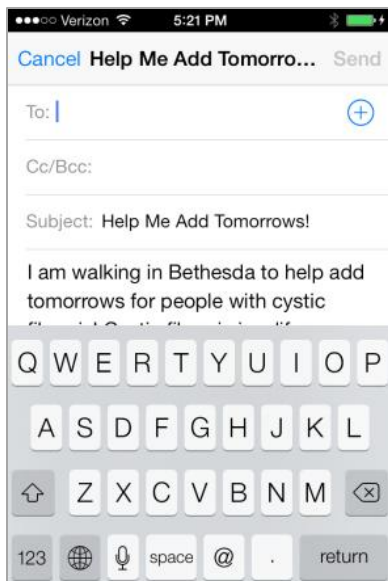
With the message delivery options, you can make a phone call, send a tweet, post to Facebook, email or text to request donations, send reminders and thank donors.

Email

Send a pre-populated email, which you can customize, to your contacts and request a donation. A link to your personal page is added to your email. You can then send an email reminder as a follow up to your initial request.

To Email a Donation Request to Contacts:

1. Log in to the Great Strides mobile app.
2. Tap on **Request Donations**.
3. Tap **Email**.



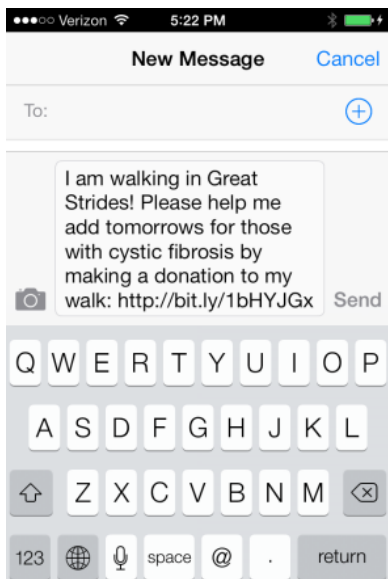
4. Review pre-populated email and make changes if desired.
5. Tap the blue plus sign to access your address book.
6. Search for and select the contact to add.
 - a. Repeat this step to add the rest of the contacts.
7. Once all of the contacts have been added, tap **Send**.

Text

You can use the text functionality on your mobile device to send a pre-populated text, which you can customize, to your contacts. A link to your personal page is added to your text.

To Text a Donation Request to Contacts:

1. Log in to the Great Strides mobile app.
2. Tap on **Request Donations**.
3. Tap **Text**.



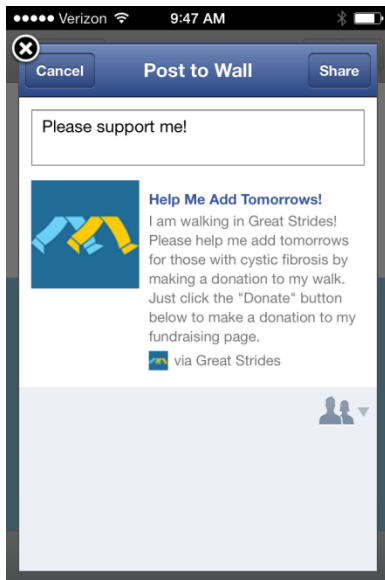
4. Review pre-populated message and make changes if desired.
5. On the **New Message** screen, tap the blue plus sign to access your address book.
6. Search for and select the contact to add.
 - a. Repeat this step to add the rest of the contacts.
7. Once all of the contacts have been added, tap **Send**.

Facebook

With the Great Strides mobile app, you can post a status update to Facebook using your mobile device. Personalize your message to request a donation, and a link to your personal fundraising page will automatically be added to your update.

To Post a Donation Request Update to Facebook:

1. Log in to the Great Strides mobile app.
2. Tap on **Request Donations**.
3. Tap **Facebook**.
 - a. You may be prompted to allow the Great Strides app access to your Facebook account.



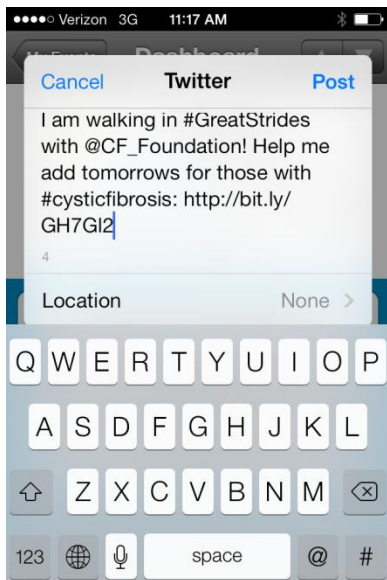
4. On the **Post to Wall** screen, enter your message.
5. When you are ready to post your update, tap **Share**.

Twitter

You have 116 characters to use to tweet a request for donations to your followers. A link to your personal page will be added at the end of the tweet.

To Post a Donation Request Tweet to Twitter:

1. Log in to the Great Strides mobile app.
2. Tap on **Request Donations**.
3. Tap **Twitter**.
 - a. You may be prompted to allow the Great Strides app access to your Twitter account.



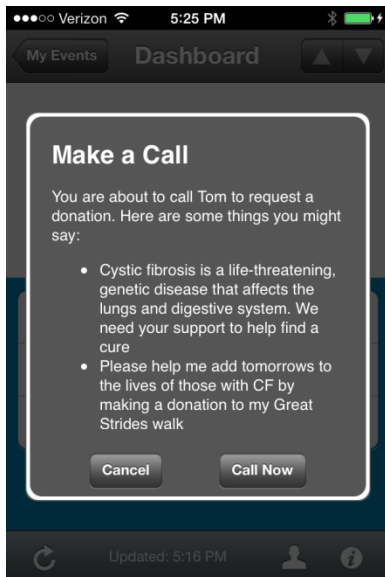
4. On the **Twitter** screen, customize your message.
 - a. Remember you only have 116 characters for your message.
5. When you are ready submit your tweet, tap **Post**.

Phone

The Great Strides mobile app also allows you to use the phone feature of your mobile device to call contacts. Once you select the contact you are calling, a screen prompts you with some talking points.

To Call a Contact for a Donation:

1. Log in to the Great Strides mobile app.
2. Tap on **Request Donations**.
3. Tap **Phone**.
4. Search for and select the contact to call.



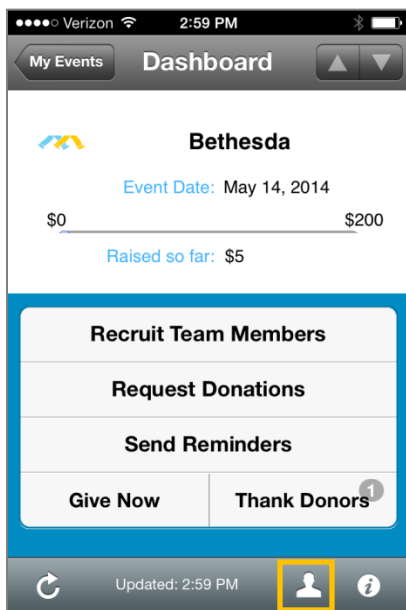
5. Review the talking points.
6. Tap **Call Now**.
 - a. The next time you open your Great Strides mobile app, the screen will prompt you to send a follow-up message to the person you called. You can choose to send an email or a text.

Personal Profile

With the Great Strides mobile app you can access your personal webpage and update your photo.

To Update your Photo on your Personal Webpage:

1. Log in to the Great Strides mobile app.



2. Tap on the person icon to open your personal page.
3. Tap the camera icon to choose a photo from your phone's photo gallery or take a photo to upload.
 - a. You may be prompted to allow the Great Strides mobile app access to your photos.
4. Tap **Save** to upload the new photo to personal page.

NOTE: It is not advised to modify your personal page text from your mobile device.

You can manage all aspects of your event with The Great Strides mobile app. Once you have sent out your requests for donations, you can send reminders and thank donors as well.

Give it a try and see how easy it is to fundraise on the go!